

Local Authority Delayed Transfer of Care weekly submissions

Comparing local and national data
(focus on acute)

Background (1)

- ▶ National SITREP returns are submitted on a monthly basis
 - Six week time lag
 - Reports of discrepancies between national and local data
- ▶ Workshop October 2015
 - Agreed that local authorities would submit weekly reports on acute and non-acute DToC over winter period

Background (2)

- ▶ London ADASS Branch Meeting December 2015
 - Reviewed the process
 - Agreed that the data collection would continue over the year and not just over the Winter period
 - London ADASS to produce quarterly reports to summarise findings

Aims of the weekly reporting

- ▶ Create real-time data to support local leads
- ▶ Strengthen local reporting systems e.g. implementing local validation processes
- ▶ Influence national data collection, if necessary

Progress to date

- ▶ Local authority submission rate has improved and currently stands at ~75%
- ▶ Improved data collection web tool
 - Each submitter can opt to receive a copy of the information they provide
 - Submissions feed into our database
- ▶ Stronger engagement with commissioners and performance leads

Findings (1)

- ▶ Discrepancy between local authority submissions and national SITREP return – sometimes quite substantial
- ▶ Greatest variation occurs where an acute trust is not well known to a local authority, but still attributes delays to it
- ▶ Acute DToC varies greatly on a weekly basis while non-acute appears more stable

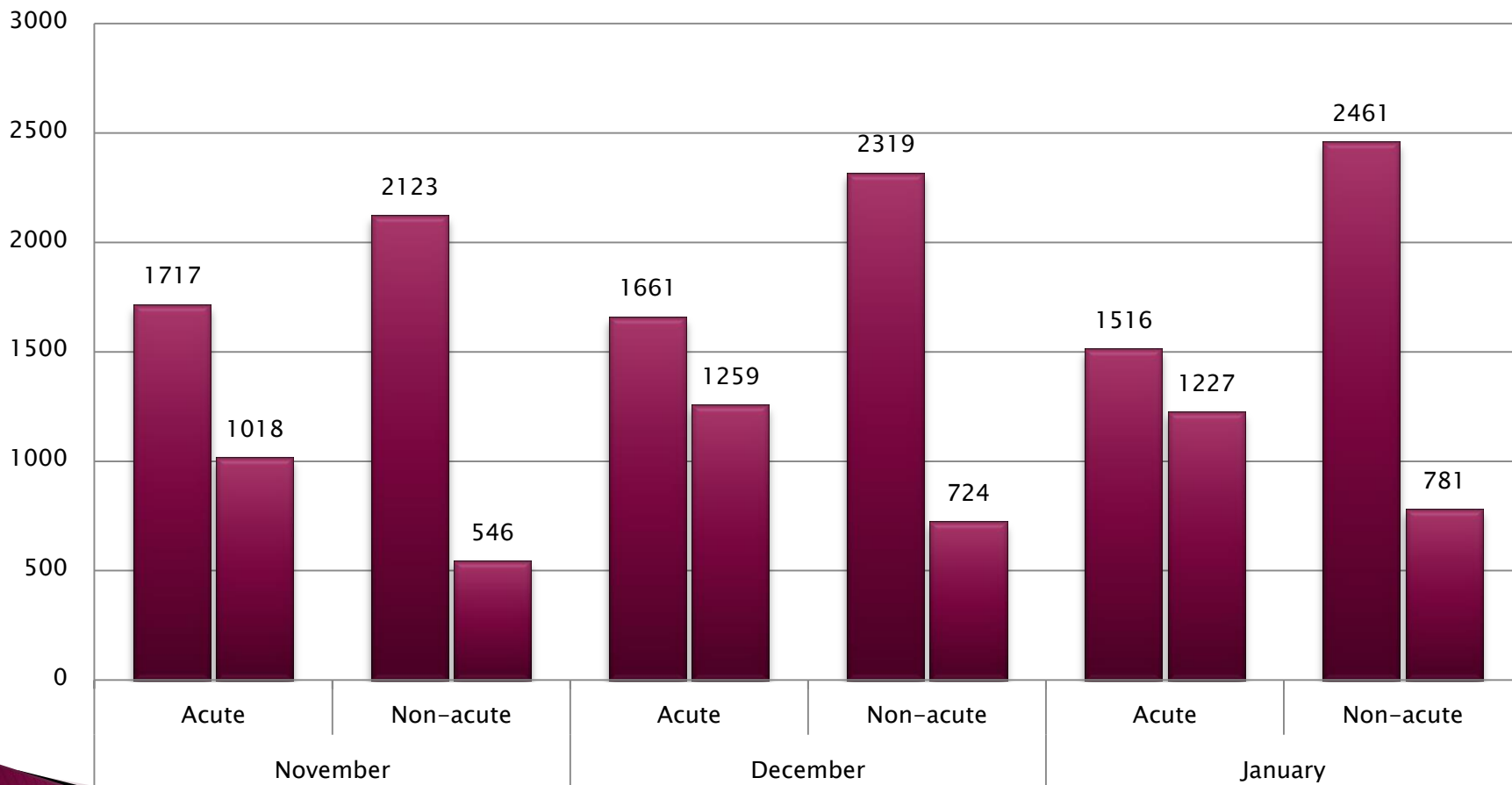
Findings (2)

- ▶ Feedback frequently highlighted capacity within the domiciliary care and nursing home market
- ▶ Local processes for reporting acute DToC appear stronger than those for non-acute
- ▶ Areas with several acute trusts out of Borough have difficulty receiving information from these trusts

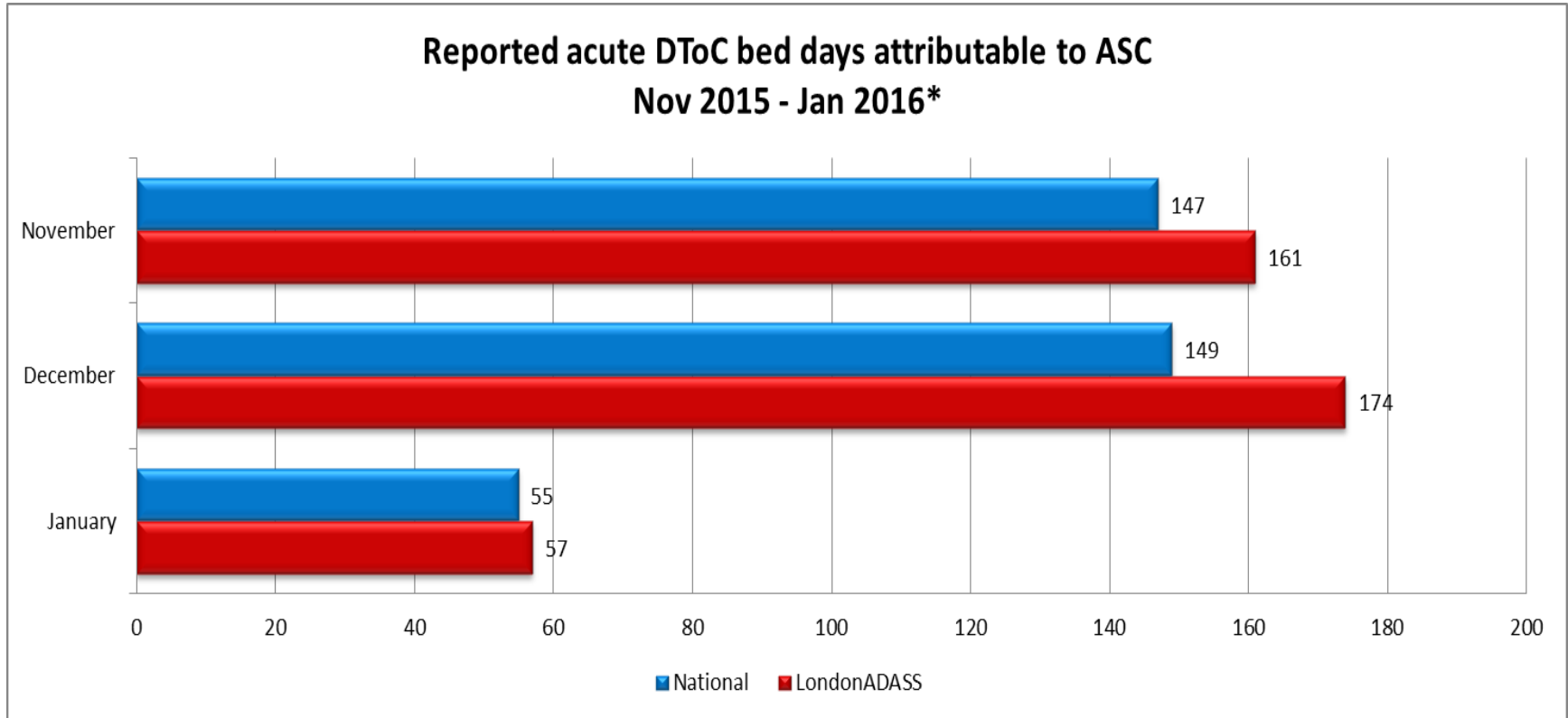
Reported DToC bed days attributable to ASC

November 2015 – January 2016 (adjusted)

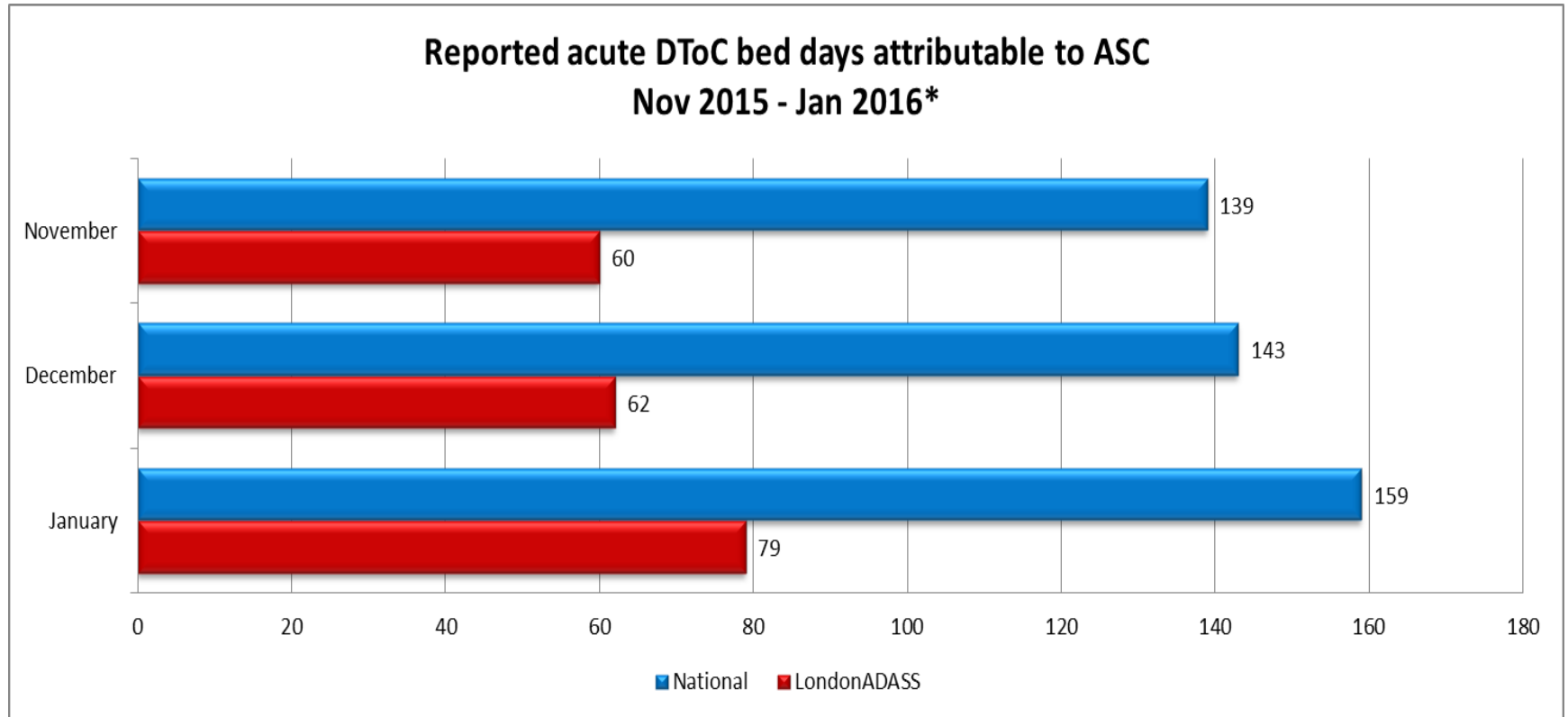
■ National ■ LondonADASS adjusted



Example 1 — *Higher reporting compared to national data*



Example 2 – Lower reporting compared to national data



Next Steps

- ▶ Working with NHSE to compare local authority and provider submissions in real time
- ▶ Compiling individual reports for each submitting Borough
- ▶ Aiming to minimise variation between weekly submissions and the national return